

## 1.0 POPULATION

In order to make sound planning decisions and develop appropriate planning policies, regarding the physical, social and economic development of the Township, and the allocation of municipal resources, it is important to review and analyze the Township's population. A quantitative analysis of population trends and a qualitative analysis of population characteristics are needed to make reasonable projections for future population growth and needs. Land area requirements for future residential, recreation, commercial, industrial and other needs are directly related to the requirements of the population to be served. Projected population demands for service will also determine the number and scope of future schools, transportation facilities, and other public infrastructure.

### 1.1 HISTORIC AND EXISTING POPULATION

Middlesex Township has experienced a steady increase in population since 1950, as shown in Figure 1-1, Middlesex Township Population 1950-2000. The Township's largest increase in population occurred from 1970 to 1980 when the population grew 1980 by 1,649 or 57.7 percent. Population continued to grow steadily but slower in the next two decades. The Population increased by 1,274 or 28.3 percent from 1980 to 1990 and again by 889 or 15.4 percent from 1990 to 2000.

For comparative purposes, population growth from 1960 to 2000 for Middlesex Township, Cumberland County, and the Commonwealth of Pennsylvania are presented in Table 1-1, Historic Population and Population Growth Trends 1960 - 2000. As presented in the table, Middlesex Township has achieved a significantly higher rate of growth than both Cumberland County and the Commonwealth of Pennsylvania since 1970.

In 1960, Middlesex Township ranked fifteenth among the 34 municipalities in Cumberland County, accounting for 1.9 percent of the County's population. By 2000, the Township rose in rank to the twelfth most populous municipality in the County, comprising 3.1 percent of the County's population.

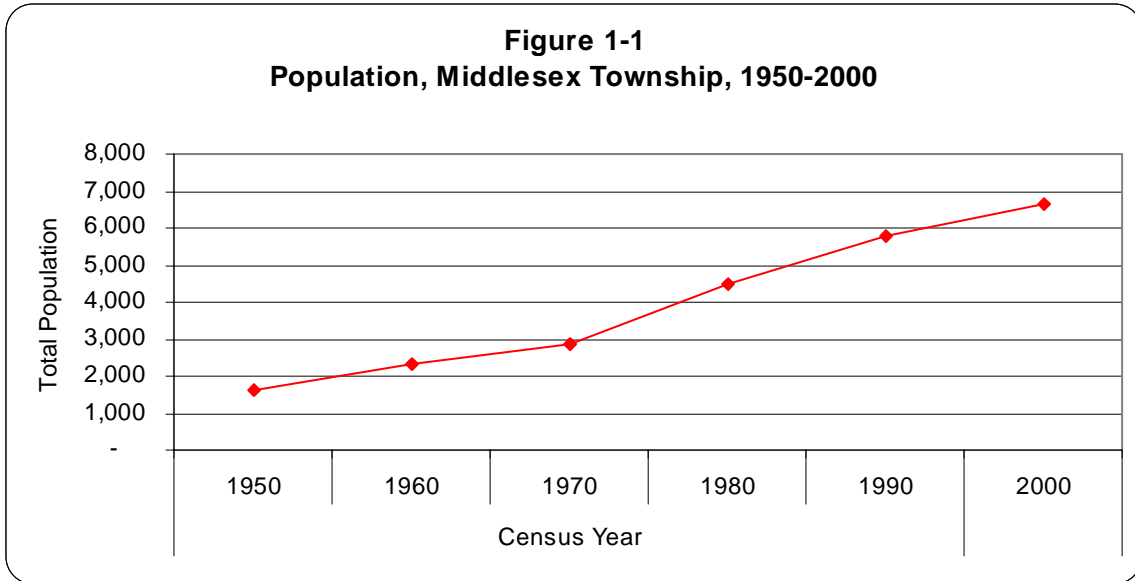
### 1.2 AGE AND GENDER DISTRIBUTION

The age and gender distribution of Township residents is a key factor in population growth and in determining the type of public services best suited for the majority of residents. Different age groups have different public service needs that should be considered. Changes in the size and growth rate of the youth age group (children under the age of 15) would have implications on the planning for educational facilities and programs. The age group ranging from 15 to 44 years of age is the segment of the population most frequently engaged in household formation and tends to produce the most children. Any substantial decline or imbalance in the number of residents in this age group impacts the birth rate, thus population increases or decreases. The age group ranging from 25 to 44 years of age is the segment of the population that comprises the majority of labor force and is most frequently engaged in home buying or building. This group tends to be highly mobile and active in community functions. The mature labor force, 45 to 65 years of age, tends to be more settled and at the height of their earning power.

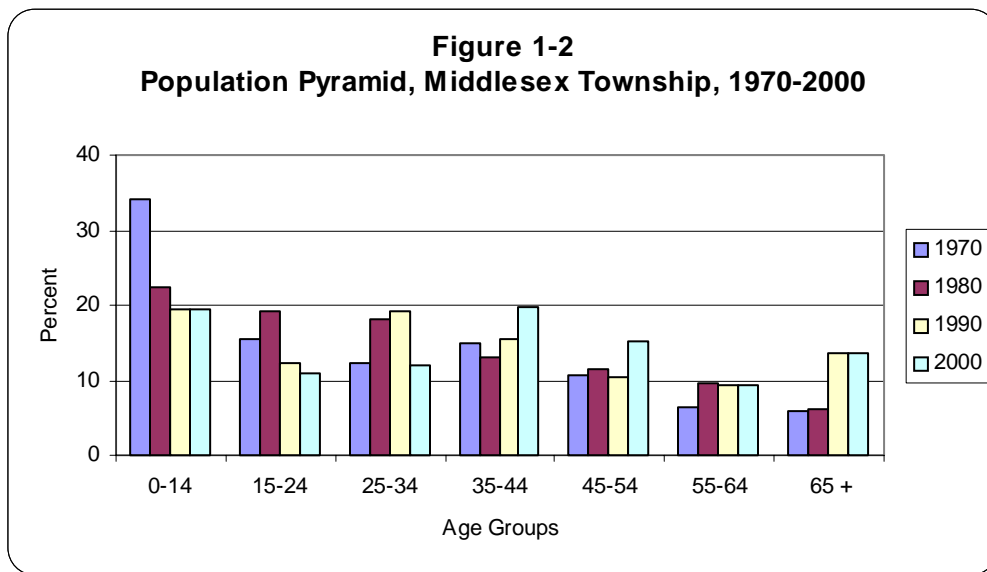
A comparison of the Township's population by age from 1970 to 2000 is presented on Table 1-2. A population pyramid depicting the age and gender distribution of Middlesex Township residents for 1970, 1980, 1990 and 2000 is presented in Figure 1-2.

As presented on the preceding table and figure, the Township's population is aging. The most dramatic changes have been experienced by the age groups at both extremes of the spectrum, in the under 15 and in the 65 and over age groups.

The 65 and over age group increased from 5.8 percent of the Township's population in 1970 to 13.5 percent in 2000. When combined with the population of the 55-64 age group, which also increased since 1970, almost one quarter (22.8 percent) of the Township's population was 55 years or older in 2000.



Source: U.S. Census 1950-2000.



Source: U.S. Census 1970-2000.

Conversely, the under 15 age group has decreased in size, from over one third (34.2 percent) of the Township's population in 1970, to less than one fifth (19.5 percent) of the Township's population in 2000. School enrollment projections from the Cumberland Valley School District show minor increases in the Kindergarten through Grade 12 enrollments for the 1999 to 2001 school years, with most of the growth expected at the high school level.

The large increases in population of upper age groups within the Township indicates that the Township should be concerned with examining whether the Township facilities and services are adequate to meet the current and future needs of its older residents.

**Table 1-1**  
**Historic Population and Population Growth Trends for Middlesex Township,**  
**Cumberland County and Pennsylvania 1960-2000**

Jurisdiction	Population					Population Growth							
						1960-1970		1970-1980		1980-1990		1990-2000	
	1960	1970	1980	1990	2000	#	%	#	%	#	%	#	%
Middlesex Township	2333	2857	4506	5780	6669	524	22.5	1649	57.7	1274	28.3	889	15.4
Cumberland County	124816	158177	179625	195257	213674	33361	26.7	21448	13.6	15632	8.7	18417	9.4
Pennsylvania	11319366	11800766	11864720	11881643	12281054	481400	4.3	63954	0.5	16923	0.1	399411	3.4

Source: U.S. Census 1960-2000.

**Table 1-2**  
**Population by Age Group, 1970-2000, Middlesex Township**

Age Group	1970		1980		1990		2000	
	#	%	#	%	#	%	#	%
0-14	978	34.2	1,003	22.3	1,122	19.4	1,298	19.5
15-24	445	15.6	866	19.2	709	12.3	736	11
25-34	349	12.2	821	18.2	1,115	19.3	791	11.9
35-44	429	15	585	13	901	15.6	1,313	19.7
45-54	306	10.7	520	11.5	605	10.5	1,009	15.1
55-64	184	6.5	431	9.6	535	9.3	625	9.3
65 +	166	5.8	280	6.2	792	13.7	897	13.5
Total	2,857	100	4,506	100	5,780	100	6,669	100

Source: U.S. Census 1970-2000.

A shift in the age of the labor force can also be seen between 1990 and 2000. The 15-35 age group decreased from 37.4 percent in 1980 to 22.9 percent in 2000. The 35-55 age group increased from 24.5 percent of the Township's population in 1980 to 34.8 percent in 2000.

With this apparent shift toward an older, more mature labor force who can afford more expensive housing, the Township should be concerned with examining whether or not adequate affordable entry level housing and other Township facilities and services are available to attract persons in the 15-35 age group. These younger persons in the labor force are typically starting families and are a valuable asset to the community since they are generally more active in community functions.

The overall distribution of the Township's population among males and females in 2000 was 3,416 (51.2 percent) males and 3,253 (48.8 percent) females. The distribution of the Township's population among males and females 18 years of age and older in 2000 was nearly even, with 2,560 (38.4 percent) males and 2,528 (37.9 percent) females.

**1.3 RACIAL COMPOSITION**

The 2000 Census delineates persons by seven racial categories: (1) White, (2) Black or African American, (3) American Indian and Alaska Native,

(4) Asian, (5) Native Hawaiian and Other Pacific Islander, (6) some other race and (7) two or more races. In 2000, 6,401 (96.0 percent) White persons, 100 (1.5 percent) Black or African American persons, 7 (0.1 percent) American Indians and Alaskan Native persons, 53 (0.8 percent) Asian persons, 3 Native Hawaiian and Other Pacific Islander persons, 29 (0.4 percent) persons of some other race and 76 (1.1 percent) persons of two or more races lived in Middlesex Township. The Township's racial composition in 2000 was similar to that of Cumberland County, which was composed of 94.4 percent White persons.

**1.4 EDUCATIONAL ATTAINMENT**

A comparison of the educational attainment levels of persons 25 years and older in 2000 in Middlesex Township, Cumberland County and the Commonwealth of Pennsylvania is presented on Table 1-3. The educational level of Middlesex Township residents with high school graduate or higher education is approximately equal to levels attained by other Commonwealth of Pennsylvania residents, but the educational level of Middlesex Township residents in all other categories is somewhat lower than the levels attained by other Cumberland County and Commonwealth of Pennsylvania residents.

**Table 1-3  
Educational Attainment by Persons 25 Years and Older for  
Middlesex Township, Cumberland County & Pennsylvania, 2000**

Jurisdiction	Middlesex Township		Cumberland County		Pennsylvania	
	#	%	#	%	#	%
High School Graduate or Higher	3807	82.1	124,154	86.1	6,770,179	81.9
Bachelor's Degree or Higher	797	17.2	40,264	27.9	1,847,631	22.4
Graduate or Professional Degree	314	6.8	14,174	9.8	694,248	8.4

Source: U.S. Census 2000

**Table 1-4  
Income & Poverty for  
Middlesex Township, Cumberland County & Pennsylvania, 1999**

Jurisdiction	Median Family Income	Median Household Income	Per Capita Income	Percent Persons Below Poverty
Middlesex Township	\$59,250	\$50,471	\$24,902	5.7
Cumberland County	\$56,406	\$46,707	\$23,610	6.6
Pennsylvania	\$49,184	\$40,106	\$20,880	11

Source: U.S. Census 2000

## 1.5 INCOME

A measure closely related to educational attainment and employment characteristics is income. Income statistics are grouped into three main categories: family income, household income, and per capita income. Median family income is derived by dividing family household income for all families in a group into two equal parts (one above and one below). Median household income is determined by dividing household income, for all households and unrelated individuals in a group, into two equal parts. Per capita income is calculated by dividing the aggregate income for persons 15 years and over by the total number of persons in the group.

Table 1-4 contains median family income, median household income and per capita income for Middlesex Township, Cumberland County and the Commonwealth of Pennsylvania in 1999. As presented in the table, median family and median household income levels in Middlesex Township are somewhat higher than those of Cumberland County and significantly higher than those of the Commonwealth of Pennsylvania. Middlesex Township's per capita income is also higher than that of both Cumberland County and the Commonwealth of Pennsylvania.

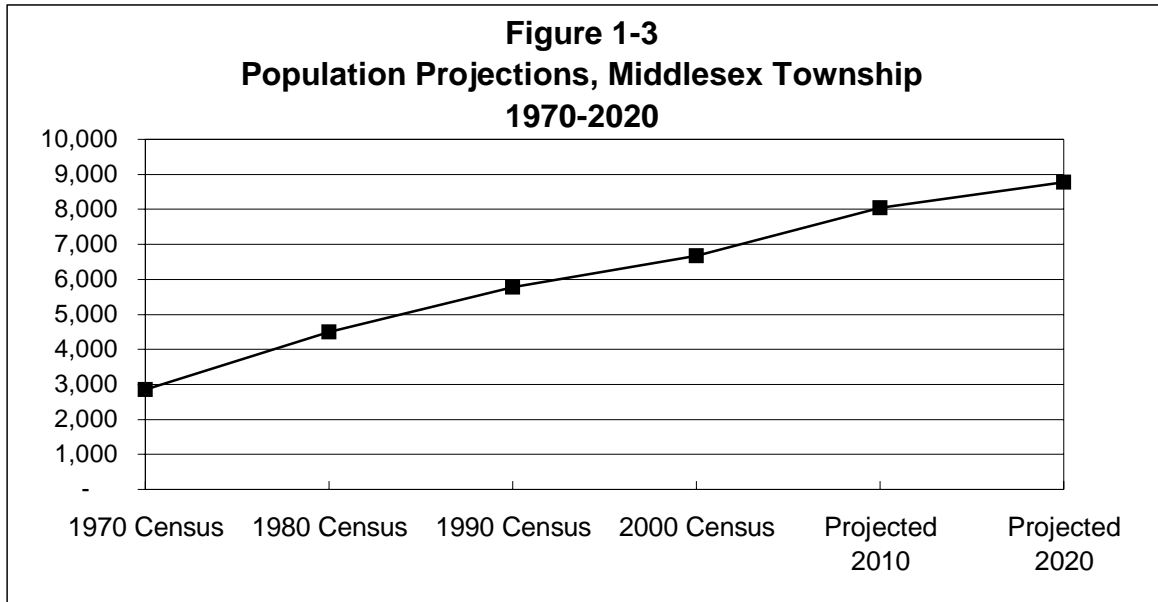
## 1.6 POVERTY LEVELS

Another indicator of socioeconomics for the Township is the poverty level. According to the 2000 Census, there were 339 persons living in the Middlesex Township who were below the poverty level. The percentage of persons below poverty in Middlesex Township (5.7 percent) is low as compared to the percentage of persons below the poverty level within Cumberland County (6.6 percent) and the Commonwealth of Pennsylvania (11 percent).

## 1.7 FUTURE POPULATION PROJECTIONS

As evidenced previously in the review of historical population data, Middlesex Township has experienced steady increases in population over the last 30 to 40 years. The rate of population growth peaked from 1970 to 1980. So while the population of the Township has continued to grow, it has grown at a slower pace since 1980.

Future population projections for Middlesex Township are presented on Figure 1-3. Actual population figures from the US Census were used for 1970, 1980, 1990 and 2000. Projections of future population levels for the period between 2000 and 2020 were developed by the Tri-County Regional Planning Commission in 2001 as part of an update to the Cumberland County Comprehensive Plan.



Sources – U.S. Census 1970-2000 and Tri-County Regional Planning Commission, 2001

**1.8 TRENDS AND ISSUES**

**Trends**

- ✓ Middlesex Township's rate of growth from 1980 to 2000 has been much higher than either Cumberland County or Pennsylvania.
- ✓ The Township was the 12<sup>th</sup> most populous municipality in the county in 2000 and population estimates indicate that the Township has maintained this position.
- ✓ Future population growth is projected at 8,039 for 2010, and 8,781 for 2020.
- ✓ A review of age and gender characteristics in the township indicates that the population is aging with approximately 22.8 percent of the population 55 and older in 2000.
- ✓ The total percentage of persons age 55 and older increased from 12.3 percent in 1970 to 22.8 percent in 2000.
- ✓ The total percentage of persons age 15-35 decreased from 37.4 percent in 1980 to 22.9 percent in 2000.

- ✓ The total percentage of persons age 35-55 increased from 24.5 percent in 1980 to 34.8 percent in 2000.
- ✓ In comparison with the Commonwealth and the County, the percentage of Township residents having a high school education, bachelor's degree or graduate or professional degree are equal or somewhat lower in each category in 2000.
- ✓ The Township is predominately white, accounting for 96 percent of the total population in 2000.

**Issues**

- ✓ An additional 2,112 residents projected by 2020.
- ✓ Aging population.
- ✓ Aging labor force.
- ✓ Housing and services to accommodate future population growth, including adequate supply of affordable entry level housing for younger residents.
- ✓ Zoning policies that will provide for gradual population increases.